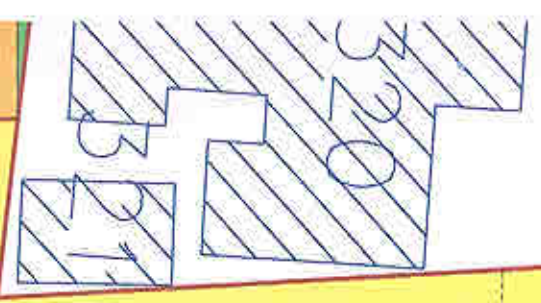
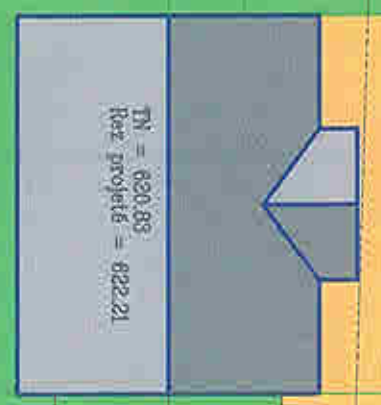


axe chaussée



1

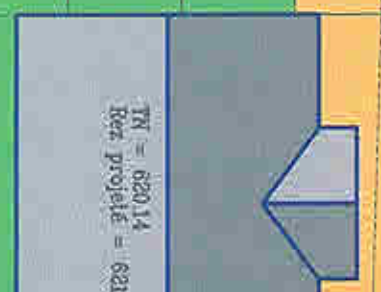
Candélabre



414.00 m²

2

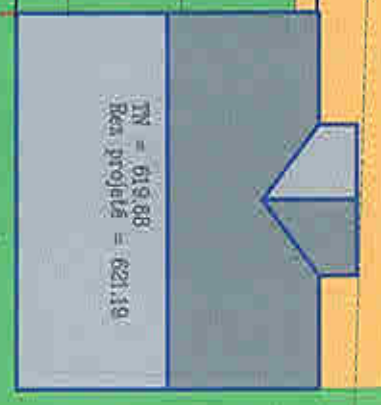
Troisième surbaissé limite de propriété



327.00 m²

3

Candélabre



452.00 m²

Ligne électrique 335

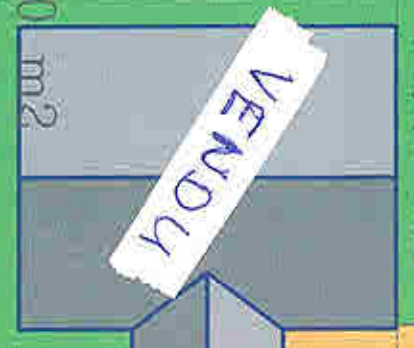
9



500.00 m²

VENDU


TN = 618.14
Rez projeté = 619.18



554.00 m²

VENDU

TN = 619.49
Rez projeté = 620.50



647.00 m²

VENDU

TN = 620.05
Rez projeté = 621.14



462.00 m²

6

Ligne électrique

8

7

